

FY19 Consolidated LEA Improvement Plan (CLIP)

Coordinating Federal Resources through Georgia's Systems of Continuous Improvement

February 5, 2018
 10:00 a.m.



Agenda

- CLIP Overview
- FY19 CLIP Options
- Selecting a CLIP Option
- Timeline
- Training and Resources
- Questions

Presenters

- Craig Geers, Associate Superintendent for Federal Programs
- Zelphine Smith-Dixon, Director of Special Education Supports and Services
- Shaun Owen, Director of Consolidated Federal Initiatives and State Ombudsman
- John Wight, Director of Federal Programs

Where do I find CLIP information?

Resources and materials shared today are found on the GaDOE website here:

<http://www.gadoe.org/School-Improvement/Federal-Programs/Pages/LEA-Consolidated-Application.aspx>



The screenshot shows the GaDOE website header with the logo and search bar. Below the header is a navigation menu with links for Offices & Divisions, Programs & Initiatives, Data & Reporting, Learning & Curriculum, State Board & Policy, Finance & Operations, Contact, and Calendar. The breadcrumb trail is: Home → School Improvement → Federal Programs → LEA Consolidated Application. A yellow arrow points to the 'LEA Consolidated Application' link. The main content area displays the title 'LEA Consolidated Application' and a brief description: 'Georgia's local educational agency (LEA) Consolidated Application includes The Consolidated LEA Improvement Plan, or "CLIP". The CLIP fulfills the need for a plan for LEA to implement the State Board of Education (SBE)...

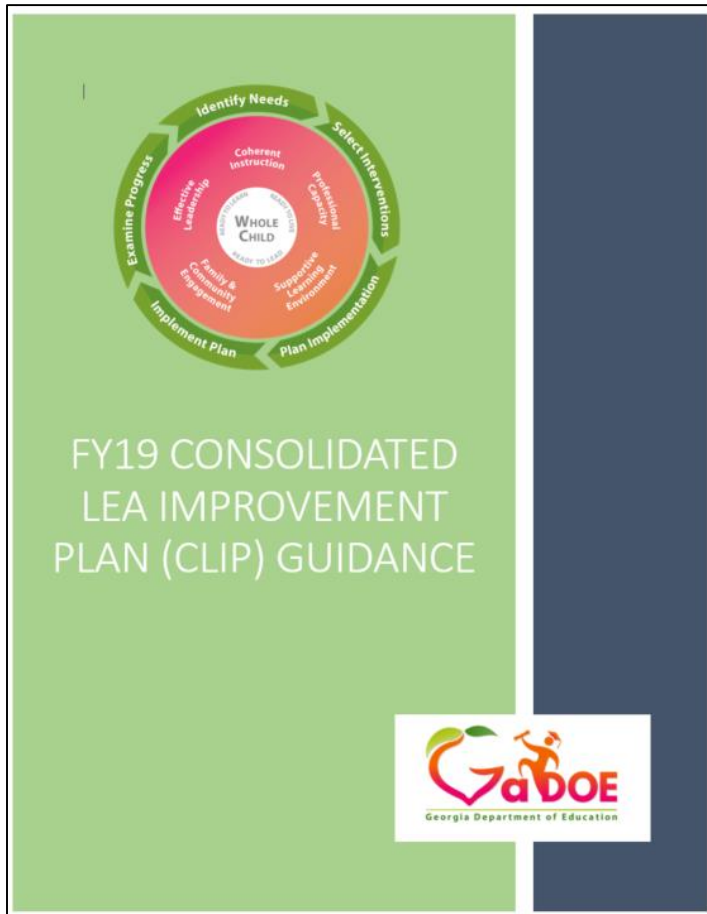
Where do I find CLIP information?

On the website, you will see these resources:

CLIP Resources

- A Message to LEA Superintendents from Richard Woods, Georgia's School Superintendent
- 2018 – 2019 (FY19) Consolidated LEA Improvement Plan (CLIP) Guidance
- GaDOE CLIP Teams
- Streamlined CLIP (S-CLIP) Questions Template
- FY18 Amendment Overlay Template
- CLIP Review Criteria
- Parent and Family Engagement Policy Template
- Equity Action Plan Template
- Foster Care Transportation Plan Template
- Title I Part C ID&R Plan Template

What is the CLIP?



- The FY19 CLIP Guidance Document is a great resource to learn about the CLIP and requirements.
- We will highlight sections of this resource today in this webinar.
- LEA staff should read all documents posted on our website.
- Questions?
federalprograms@doe.k12.ga.us

What is the CLIP?

Page 1 of the CLIP Guidance provides information about why LEAs complete the CLIP. Here is an excerpt:

2018 – 2019 (FY19) Consolidated LEA Improvement Plan (CLIP) Guidance

Georgia's local educational agency (LEA) Consolidated Application includes the Consolidated LEA Improvement Plan, or "CLIP". The CLIP fulfills the need for a plan from LEAs to be collected by the Georgia Department of Education (GaDOE) to define how the LEAs will support their students when accepting federal funds under The Elementary and Secondary Education Act of 1965, as amended by the Every Student Succeeds Act (ESSA) of 2015. Georgia's unique circumstances, in that its LEAs may have variations on required "plans" already in place that address how they are supporting students, make certain components of this ESSA CLIP process, for some LEAs, potentially an overlapping requirement. As a result, any LEA that provides an assurance that it has a locally-developed school improvement process may choose not to

The Elementary and Secondary Education Act (ESEA) of 1965, as amended by the Every Student Succeeds Act (ESSA) of 2015
Department of Education consolidated local plan or local educational agency (LEA) receiving federal funds. The plan contains descriptions, assurances, and other materials considered by the GaDOE to define how the LEA will operate under the law. The plan is needed, and some components

How is the CLIP connected to Georgia's Systems of Continuous Improvement?



- The CLIP outlines how LEAs will coordinate all of their federal fund sources to meet identified student needs in the district.
- The Georgia Systems of Continuous Improvement is the common language and common focus through which this coordination of federal resources occurs.

Which federal programs are involved in the CLIP?

Page 5 of the CLIP Guidance includes a list of federal programs:

1. Title I, Part A
2. Title I, Part A Parent and Family Engagement
3. Title I, Part C
4. Title I, Part D
5. Title II, Part A
6. Title III, Part A
7. Title IV, Part A
8. Title V, Part B
9. McKinney-Vento
10. School & District Effectiveness
11. Teacher & Leader Effectiveness
12. Individuals with Disabilities Education Act (IDEA)
13. Foster Care

When is the FY19 CLIP due?

Page 3 of the Guidance Document includes the due dates. The submission window is March 1, 2018 – July 31, 2018.

FY19 CLIP Submission Process

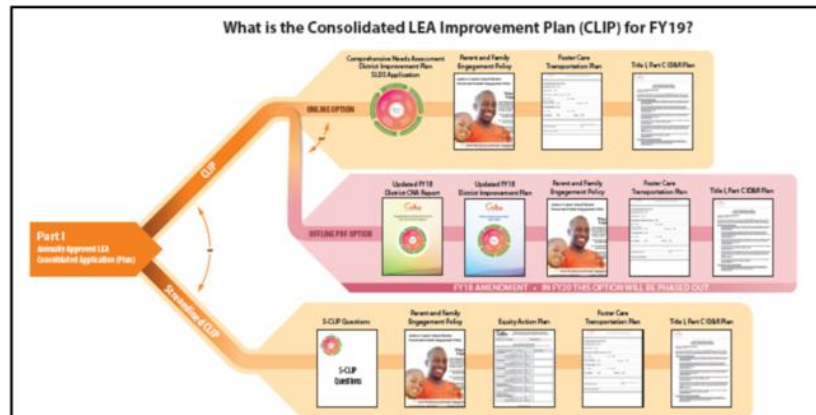
The submission process for Part I of the CLIP will be aligned to a rolling submission window beginning in FY19. For FY19, this submission window for Part I components will open on March 1, 2018 and will close on July 31, 2018. This extended window for CLIP Part I submissions will allow LEAs access to their federal funds when they are made available to the LEAs by the State Board of Education at its July 19, 2018 meeting. (An LEA needing an extension to August 31, 2018 must contact the Office of Federal Programs at federalprograms@doe.k12.ga.us.)

Does an LEA have options for completing the FY19 CLIP?

Yes, page 1 of the Guidance Document explains the options for LEAs to consider.

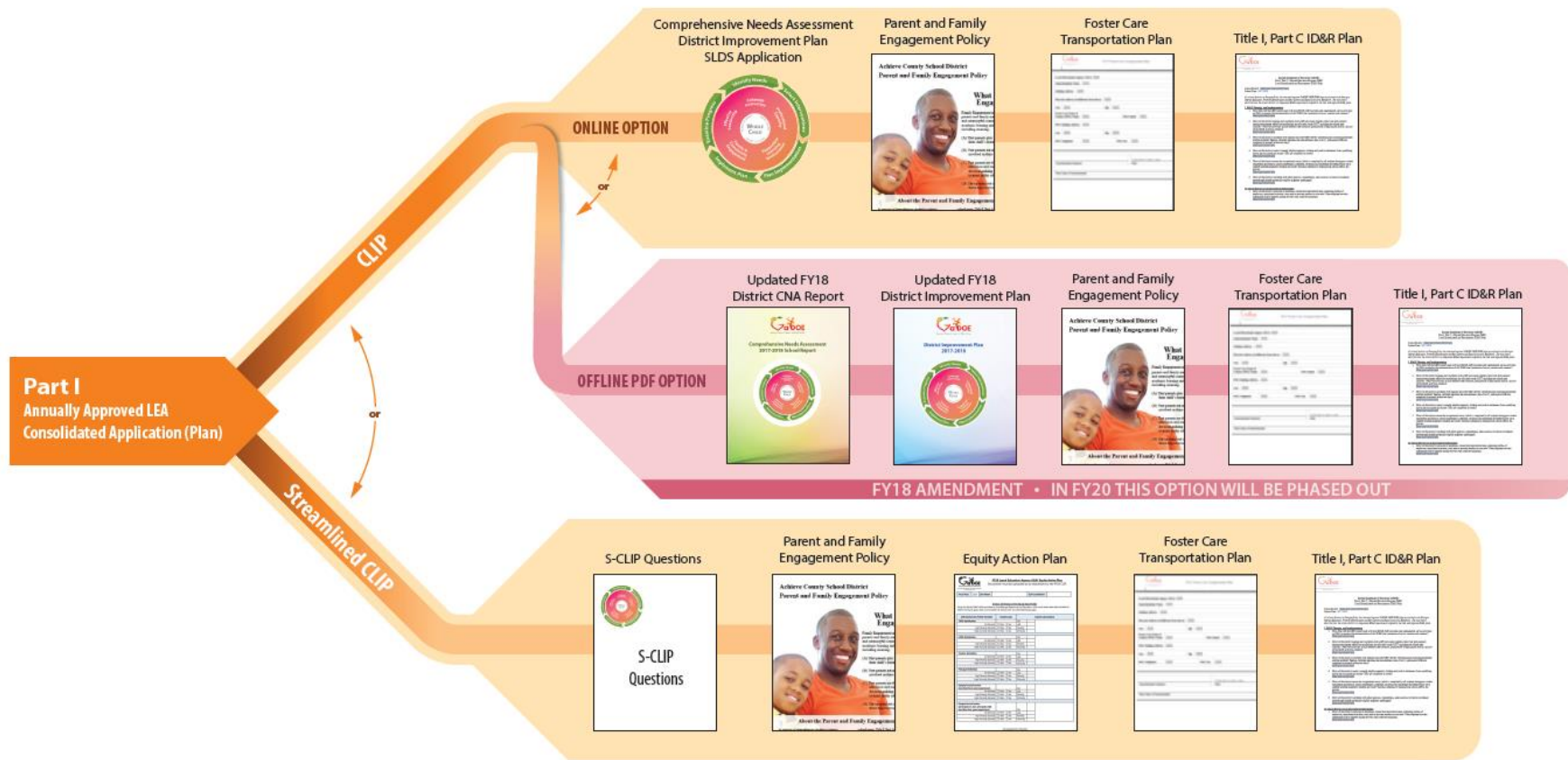
FY19 CLIP Options and Guidance for Selecting an Option

The options outlined here will be reduced to two in 2019 – 2020 (FY20); however, a transition period will occur in FY19 to allow an LEA to continue to utilize its existing FY18 CLIP submission for an additional year, thus creating a temporary alternate for the online option (the pink shaded option). The following graphic lays out the two CLIP options available to all LEAs accepting federal funds in FY19.



Let's take a closer look at the options!

What is the Consolidated LEA Improvement Plan (CLIP) for FY19?



Part II Application Forms Submitted After Plan Approval

Assurances

General Assurances
The Consolidated Application, the applicant's local, state, and federal laws that the applicant meets criteria with all applicable federal and state statutes, including Supplemental and Support Funds provided for Title I, Part C, Foster Care, and Title I, Part C ID&R Plan. The applicant certifies that the applicant meets all applicable federal and state statutes to each program and that the program is properly approved with all applicable funds and property to the extent required by the funding. All the application of any organization or institution in program operations that are not in full compliance with the requirements of all applicable federal and state statutes are the responsibility of the applicant. The applicant certifies that the applicant meets all applicable federal and state statutes to each program and that the program is properly approved with all applicable funds and property to the extent required by the funding. All the application of any organization or institution in program operations that are not in full compliance with the requirements of all applicable federal and state statutes are the responsibility of the applicant.

Prayer Certification

Consolidated Application
Prayer Certification
 District Name: Applying County
 Fiscal Year: 2019
 Program: Planning
 I, _____, Superintendent of Applying County, certify that I have read and understand the requirements of the federal government's Supplemental and Support Funds for Title I, Part C, Foster Care, and Title I, Part C ID&R Plan.

Budgets

Consolidated Application
Budget
 District Name: Applying County
 Fiscal Year: 2017
 Approved Date: 11/14/16
 Status: Program Information
 Program: Title I, Part C ID&R Plan
 Additional Allocation: Title I, Part C ID&R Plan
 Title I, Part C ID&R Plan
 Total Amount to be Budgeted: \$0
 Budget: \$0
 Title I, Part C ID&R Plan
 Title I, Part C ID&R Plan

Program Specific Worksheets

Consolidated Application
Program Information
 District Name: Applying County
 Fiscal Year: 2017
 Approved Date: 11/14/16
 Status: Program Information
 Program: Title I, Part C ID&R Plan
 Additional Allocation: Title I, Part C ID&R Plan
 Title I, Part C ID&R Plan
 Total Amount to be Budgeted: \$0
 Budget: \$0
 Title I, Part C ID&R Plan
 Title I, Part C ID&R Plan

What should an LEA consider when selecting their option?

Pages 2-3 of the Guidance Document provides information for LEAs to consider:

Online Option



Part I's **ONLINE OPTION** is the GaDOE's main ESSA plan collection path and includes all the tools, templates, and resources of the online Student Longitudinal Data System (SLDS) application that the GaDOE built for use after the FY18 CLIP PDF, with significant input regarding improvements to the FY18 templates and process from LEAs.

SLDS Application Option: Factors an LEA might consider in deciding whether to use this option

- DID THE LEA STRUGGLE WITH THE CONSTRAINTS OF THE FY18 PDF CNA AND DIP TEMPLATES?
- IS THE LEA IN NEED OF A FORMALIZED PROCESS FOR ESTABLISHING A PLAN SPECIFIC TO THE NEEDS TO BE ADDRESSED WITH ITS FEDERAL FUNDS UNDER THE ESSA?
- WERE THERE A SIGNIFICANT NUMBER OF RECOMMENDATIONS GIVEN BY THE GADOE FY18 CLIP REVIEW TEAM?

What should an LEA consider when selecting their option?

Pages 2-3 of the Guidance Document provides information for LEAs to consider:

Offline Option (Alternative for FY19 only) ←

Part I's **OFFLINE OPTION** is the transition year path for an LEA to maintain in place its PDF FY18 CLIP. The LEA will use an offline Word amendment form template to make simple amendments to the FY18 CLIP. The LEA will create a permanent CLIP in the online SLDS application in FY20.


Offline PDF Option: Factors an LEA might consider in deciding whether to use this option

- DID THE LEA REALIZE A PLAN THROUGH ITS FY18 CLIP SUBMISSION THAT REQUIRES LITTLE IN THE WAY OF REVISION?
- WERE THE GADOE'S RECOMMENDATIONS FOR THE PLAN FEW IN NUMBER AND EASILY ADDRESSED?
- ARE THE ACTION STEPS DEFINED IN THE FY18 PLAN YIELDING POSITIVE RESULTS THAT THE LEA WANTS TO CONTINUE?

What should an LEA consider when selecting their option?

Pages 2-3 of the Guidance Document provides information for LEAs to consider.

Streamlined CLIP Option



The **Streamlined CLIP (S-CLIP)** option is an alternative ESSA CLIP submission path. An LEA choosing this option should carefully consider if it has more than 20% of its schools identified for Tier II, III, or IV level of support. The S-CLIP creates a streamlined plan for an LEA that already has in place a locally developed school improvement process and/or current strategic plan, and/or charter system contract. In using this option, the LEA will fill out and submit the offline S-CLIP questions template along with a parent and family engagement policy, an equity action plan, a foster care transportation plan, and a Title I Part C ID&R plan, when the ID&R plan is applicable. The LEA is, however, free to use the SLDS sandbox tools as a resource at any time.

Streamlined CLIP Option: Factors an LEA might consider in deciding whether to use this option

- ARE MORE THAN 80% OF THE LEA'S SCHOOLS WITHIN THE UNIVERSAL TIER I LEVEL OF SUPPORT?
- DOES THE LEA HAVE AN EXISTING SCHOOL IMPROVEMENT PROCESS AND/OR STRATEGIC PLAN AND/OR CHARTER CONTRACT THAT FULLY ADDRESSES IDENTIFIED NEEDS BEING TARGETED FOR IMPROVEMENT THROUGH ALL ITS SUPPLEMENTAL FEDERAL PROGRAMS, RESOURCES, AND SUPPORTS?
- DOES THE LEA HAVE A STRONG UNDERSTANDING OF ESEA/ESSA REQUIREMENTS?

Do we notify GaDOE of the option our LEA chooses?

Yes, page 5 of the Guidance Document includes a timeline for LEAs. The first task is to notify GaDOE of their CLIP option by February 28, 2018.

CLIP Timeline for LEAs		
Activity	Date	Location
LEA Selection of CLIP Option and Notification to GaDOE	Opens: 2/1/2018 Closes: 2/28/2018	Submit LEAs CLIP Option Choice here: https://form.jotform.com/80196437416965

How do LEAs submit the CLIP documents?



Richard Woods
Georgia's School Superintendent
"Educating Georgia's Future"
gadoe.org

Page 3 of the Guidance Document explains the submission process for each option.

Online Option

LEAs using the online SLDS CLIP application will have access to a submission button for the CLIP and related documents. The LEA superintendent will use the submission button to formally submit the plan to the GaDOE CLIP review teams.

How do LEAs submit the CLIP documents?

Page 3 of the Guidance Document explains the submission process for each option.

Offline Option (Alternative for FY19 only)

The submission of the offline PDF amendment form used to update the LEA's FY18 CLIP for FY19 will be via an upload into the SLDS application with a submission button. The LEA superintendent will formally submit the plan and related documents to the GaDOE CLIP review teams.

How do LEAs submit the CLIP documents?

Page 3 of the Guidance Document explains the submission process for each option.

Streamlined CLIP Option

The submission of the streamlined CLIP components will be via an upload into the SLDS application with an upload button. The LEA superintendent will formally submit the CLIP to the GaDOE review teams.



Richard Woods
 Georgia's School Superintendent
"Educating Georgia's Future"
 gadoe.org

How will the FY19 CLIPs be reviewed?

Page 4 of the Guidance Document explains the review process. 17 GaDOE CLIP Teams are aligned to the RESA regions and will review CLIPs from those LEAs. A list of the CLIP Teams is posted on the website.

Consolidated LEA Improvement Plan (CLIP) Teams February 1, 2018										
CLIP REVIEW TEAMS	Special Education	SDE	Title I, Part A	Title II, Part A	TLE	Title III, Part A	Title IV, Part A	Family Engagemen	Title I, Part C	Home Educat
District 1 (Northwest GA RESA) Bartow County; Bremen City; Calhoun City; Cartersville City; Catoosa County; Chattooga County; Chickamauga City; Dade County; Dalton Public Schools; Floyd County; Gordon County; Haralson County; Paulding County; Polk County; Rome City; Trion City; Walker County	Elise James	Gary Wenzel	Anne Marie Wiseman	Greg Petersen	Melinda Moe	Meg Baker	Dawna Hatcher	Mandi Griffin	Miriam B. Ndaayezwi Bernardo Sanchez-Vesga	Erica Gle

How will the FY19 CLIPs be reviewed?

Page 4 of the Guidance Document explains the review process.

FY19 CLIP Review Process

Fiscal year 2019 represents the first full year in which the GaDOE is overseeing implementation of its federal programs under its approved consolidated state ESSA plan. As such, all LEAs receiving funds under more than one program included in the state's approved consolidated ESSA plan are required to submit their CLIPs to the GaDOE for review and approval. This means that previously approved FY18 CLIPs may now require revision(s).

It is important to note the last sentence in this paragraph if your LEA is choosing the Offline PDF option.

How will the FY19 CLIPs be reviewed?

The "CLIP Review Criteria" document is posted on the website. This document provides the criteria the CLIP Teams will use to review submissions.

Planning and Preparation	
Identification of Team and Stakeholders	Criteria
Required team members and stakeholders	All positions/roles included in the needs assessment and improvement planning process are identified to meet the requirements of participating federal programs.
Inclusive group of stakeholders with varied perspectives	The district provided a defined process of how they ensured an inclusive group of stakeholders from multiple groups provided the varied perspectives needed to complete the needs assessment and improvement planning process for its federal programs.
Meaningful feedback throughout the needs assessment process	The district provided strategies for ensuring meaningful and ongoing feedback throughout the needs assessment and improvement planning process for its federal programs.

Will CLIPs be returned to the LEA for revisions?

Yes, if revisions are required, the LEA will be asked to make the revisions and resubmit their documentation.

LEAs should review the CLIP Criteria document!

An LEA may also receive recommendations from the CLIP team. These are designed to help the LEA enhance their federal program implementation.

In most situations, the CLIP Teams will call the LEA if questions arise.

How will LEAs know if their CLIP is approved or needs revisions?

Page 4 of the Guidance Document explains that CLIP communication between GaDOE and the LEAs will occur in the SLDS application.

As LEA FY19 CLIPs are submitted between March 1 and July 31, 2018, CLIP team members will collaboratively review the submissions to ensure that they meet applicable ESSA requirements as outlined in the CLIP Criteria document. The teams will complete all reviews of **Part I** of the CLIP within ten business days from the date of submission through the SLDS application. The CLIP teams will conduct the reviews using the SLDS application site. All approvals or requests for revisions will be transmitted between the teams and the LEAs through the SLDS application site. A record of all communication will be archived in the application.

After CLIP approval, the ability for LEAs to begin submitting their FY19 program specific budgets and related documentation will be automatically activated in the Consolidated Application of the portal where budgeting functions continue to be housed and managed.

This applies to each CLIP option.

What are the documents and templates LEAs will use for the FY19 CLIP?

LEAs using the CLIP application in the LDS will complete and submit information online.

The CLIP application in the LDS will be available on March 1, 2018.

Consolidated **LEA Improvement Plan (CLIP)**

[CLIP](#)
[SandBox](#)
[Data Dashboard](#)

- + A.Consolidated Needs Assessment District Report
- B.Parent and Family Engagement Policy
- + C.District Improvement Plan
- D.Foster Care Transportation Plan
- E.Title I, Part C ID&R Plan

1. Planning and Preparation

1.1 Identification of Team


1.1.1 1.1.2 1.1.3 1.1.4 1.1.5

Required Team Members

Program	Position/Role	Name ("NA" may be used)
Multiple Program(s)	Superintendent/Assistant Superintendent *	<input type="text" value="Enter some text here"/>

What are the documents and templates LEAs will use for the FY19 CLIP?

This template is required for each of the CLIP options:




Parent and Family Engagement Policy

The document is found on our website.

What are the documents and templates LEAs will use for the FY19 CLIP?

This template is required for each of the CLIP options:



FY17 Foster Care Transportation Plan

Local Educational Agency (LEA) _____
 Superintendent Name _____
 Mailing Address _____
 Physical Address (if different from above) _____
 City _____ Zip _____
 Foster Care Point of Contact (POC) Name _____ POC Email _____
 POC Mailing Address _____
 City _____ Zip _____
 POC Telephone _____ POC Fax _____


Superintendent Signature _____ [Click here to enter a date](#)
 Date _____
 Print Name of Superintendent _____

Foster Care Transportation Plan

The document is found on our website.

What are the documents and templates LEAs will use for the FY19 CLIP?

This template is required for each of the CLIP options:



Title I, Part C – Identification and Recruitment Plan (only required for LEAs with an MEP allocation)

The document is found on our website.

What are the documents and templates LEAs will use for the FY19 CLIP?

This template is also required for LEAs choosing the Offline PDF Option:

COMPREHENSIVE NEEDS ASSESSMENT (CNA) AND DISTRICT IMPROVEMENT PLAN (DIP) AMENDMENT FORM
2018 – 2019

District Name:

District Team Lead:

Instructions: For each section being amended, insert the current language from the District's most recently approved 2017-2018 Comprehensive Needs Assessment (CNA) and District Improvement Plan (DIP) in the text field on the left and the amended language to reflect requested change(s) in the text field on the right. Please note that only the sections of the CNA/DIP that are being amended are to be completed. After amendments are entered and completed, upload this form on the planning tab in the District's 2019 Consolidated Application.

1. DISTRICT COMPREHENSIVE NEEDS ASSESSMENT INFORMATION

3.2.7 Data Collection and Analysis

Current Language: State current language in most recently approved CNA and section number that it can be found.	Amended Language: Write amended language to reflect changes. **
<input type="text"/>	<input type="text"/>

3.3 Needs Identification and Root Cause Analysis

Current Language: State current language in most recently approved CNA and section number that it can be found.	Amended Language: Write amended language to reflect changes. **
<input type="text"/>	<input type="text"/>

3.2.1-9 Program Strengths and Challenges

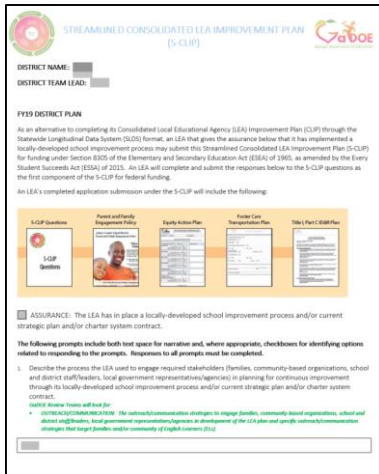
Current Language: State current language in most recently approved CNA and section number that it can be found.	Amended Language: Write amended language to reflect changes. **
<input type="text"/>	<input type="text"/>

FY18 CLIP Amendment Overlay

The document is found on our website.

What are the documents and templates LEAs will use for the FY19 CLIP?

This template is also required for LEAs choosing the Streamlined CLIP option:



STREAMLINED CONSOLIDATED LEA IMPROVEMENT PLAN (S-CLIP)

DISTRICT NAME: _____
DISTRICT TEAM LEAD: _____

FY19 DISTRICT PLAN

As an alternative to completing its Consolidated Local Educational Agency (LEA) Improvement Plan (CLIP) through the Statewide Longitudinal Data System (SLDS) format, an LEA that gives the assurance below that it has implemented a locally-developed school improvement process may submit this Streamlined Consolidated LEA Improvement Plan (S-CLIP) for funding under Section 8305 of the Elementary and Secondary Education Act (ESEA) of 1965, as amended by the Every Student Succeeds Act (ESSA) of 2015. An LEA will complete and submit the responses below to the S-CLIP questions as the first component of the S-CLIP for federal funding.

An LEA's completed application submission under the S-CLIP will include the following:

S-CLIP Questions	Parent and Family Engagement Plan	Equity Action Plan	Student Care/Support Services Plan	Title I Part C ESEA Plan
------------------	-----------------------------------	--------------------	------------------------------------	--------------------------

ASSURANCE: The LEA has in place a locally-developed school improvement process and/or current strategic plan and/or charter system contract.

The following prompts include both text space for narrative and, where appropriate, checkboxes for identifying options related to responding to the prompts. Responses to all prompts must be completed.


- Describe the process the LEA used to engage required stakeholders (families, community-based organizations, school and district staff/teachers, local government representatives/agencies) in planning for continuous improvement through its locally-developed school improvement process and/or current strategic plan and/or charter system contract.
 - OPTIONAL:** Describe how you will and/or have:
 - STRENGTHENED COMMUNITY TIES:** The network/communication strategies to engage families, community-based organizations, school and district staff/teachers, local government representatives/agencies as stakeholders of the LEA plan and agency network/communication strategies that target families and/or community of English learners (ELs).

S-CLIP Questions

The document is found on our website.

What are the documents and templates LEAs will use for the FY19 CLIP?

This template is also required for LEAs choosing the Streamlined CLIP option:



The image shows a screenshot of the 'FY19 Local Education Agency (LEA) Equity Action Plan' form. The form includes fields for 'Fiscal Year' (set to 2019), 'LEA Name', and 'LEA Coordinator'. It contains several sections with instructions and tables for data entry:

- Data Profile Variable Selected for Equity Gap #1:** Includes instructions to select a focus area, grade level, and subgroup.
- Equity Intervention Selected to Address Equity Gap #1:** Includes a table for describing the intervention, with columns for 'Personnel Responsible' and 'Timeline'.
- Monitoring and Effectiveness:** Includes tables for tracking implementation and effectiveness of the intervention.
- Resource Allocation:** A section for describing how the LEA will allocate resources to implement equity interventions.

Equity Action Plan

The document is found on our website.



Richard Woods
Georgia's School Superintendent
"Educating Georgia's Future"
gadoe.org

What training and resources are available to LEAs?

Page 5-6 of the Guidance Document includes information on training and resources. Several webinar opportunities are scheduled to go deeper in to the CLIP options and requirements:

CLIP Teams Follow Up with LEAs via Webinar – QA on FY19 CLIP Options; Mid-Year Check	Completed by 2/28/2018	CLIP Teams will contact their LEAs to set this date.
Webinar with LEAs Using the Online Option: LDS CLIP Application Content and Responses	2/9/2018 10:00 AM	Registration Link: https://attendee.gotowebinar.com/register/183574849640634882
Webinar with LEAs Using the S-CLIP or the Offline Option: FY18 Amendment	2/13/2018 10:00 AM	Registration Link: https://attendee.gotowebinar.com/register/5791561339344712962

All webinars will be recorded and posted on our website!



Richard Woods
Georgia's School Superintendent
"Educating Georgia's Future"
gadoe.org

What training and resources are available to LEAs?

Page 5-6 of the Guidance Document includes information on training and resources. The IT Department will provide training on the SLDS application:

CLIP Resources

SLDS CLIP Application Training

Support for the use of the online SLDS CLIP application includes six training sessions hosted by GaDOE's Technology Services Department. The content of this training will focus on simple navigation in the application. Training dates, locations, and a link to registration are as follows:

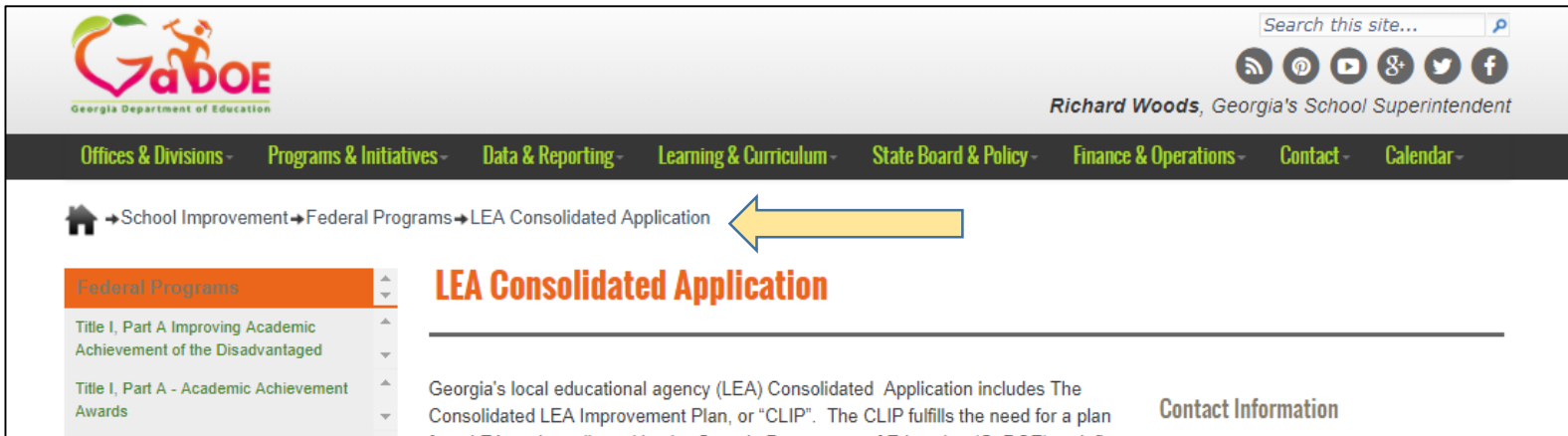
Registration: http://www.gadoe.org/Technology-Services/SLDS/Pages/CNA_Registration.aspx

SLDS Training Location	Date and Time
Cartersville (Bartow County)	Monday, February 12, 2018; 1:00 to 3:00 pm
Hinesville (Liberty County)	Tuesday, February 13, 2018; 1:00 to 3:00 pm
Atlanta (GaDOE Offices)	Monday February 19, 2018; 1:00 to 3:00 pm
Albany (Dougherty County)	Wednesday February 21, 2018; 1:00 to 3:00 pm
Dublin (Heart of GA RESA)	Thursday February 22, 2018; 1:00 to 3:00 pm
Danielsville (Madison County)	Friday, March 2, 2018; 1:00 to 3:00 pm

Where do I find CLIP information?

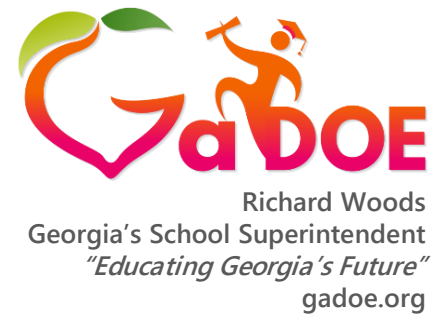
Resources and materials shared today are found on the GaDOE website here:

<http://www.gadoe.org/School-Improvement/Federal-Programs/Pages/LEA-Consolidated-Application.aspx>



The screenshot shows the GaDOE website header with the logo and search bar. The navigation menu includes: Offices & Divisions - Programs & Initiatives - Data & Reporting - Learning & Curriculum - State Board & Policy - Finance & Operations - Contact - Calendar. The breadcrumb trail is: Home → School Improvement → Federal Programs → LEA Consolidated Application. A yellow arrow points to the 'LEA Consolidated Application' link. The page title is 'LEA Consolidated Application'. The main content area contains the text: 'Georgia's local educational agency (LEA) Consolidated Application includes The Consolidated LEA Improvement Plan, or "CLIP". The CLIP fulfills the need for a plan for LEA to implement the State Board of Education (SBE)...

Questions?



federalprograms@doe.k12.ga.us