



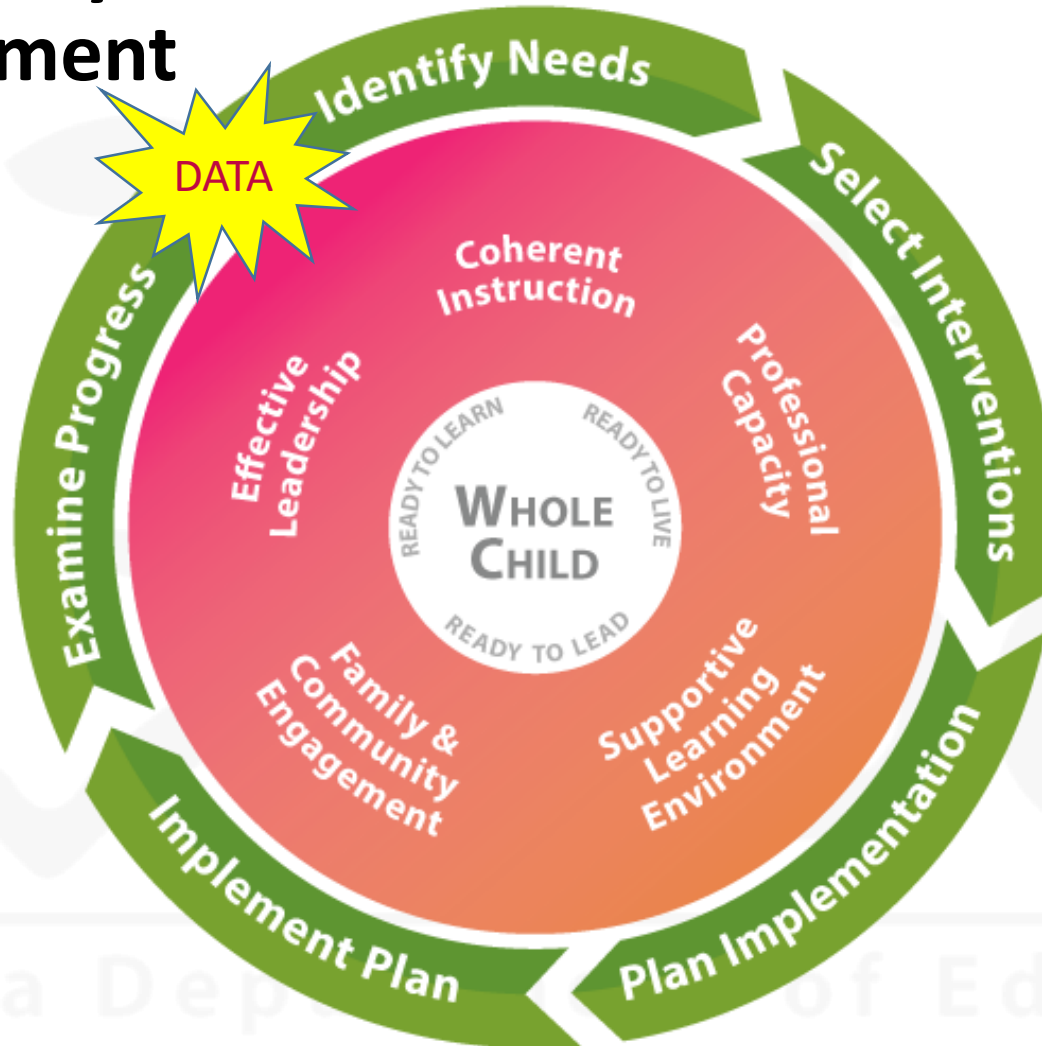
Understanding EL Data in CCRPI

Dr. Meg Baker, Ms. Tammie Smith, Dr. Kim Ezekiel, & Mr. Keith Adams
Georgia Department of Education &
Colquitt County Schools
GCEL 2019

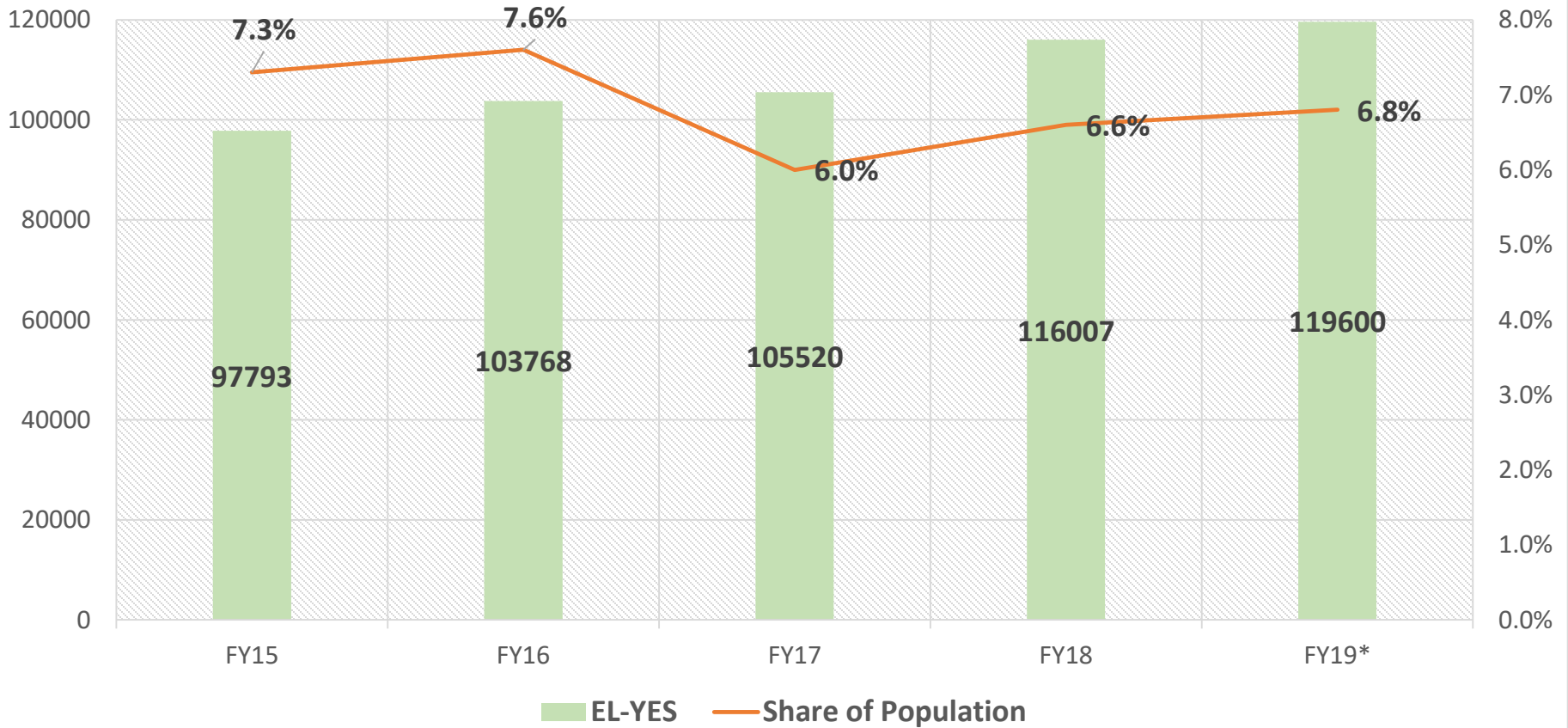
Georgia's Systems of Continuous Improvement



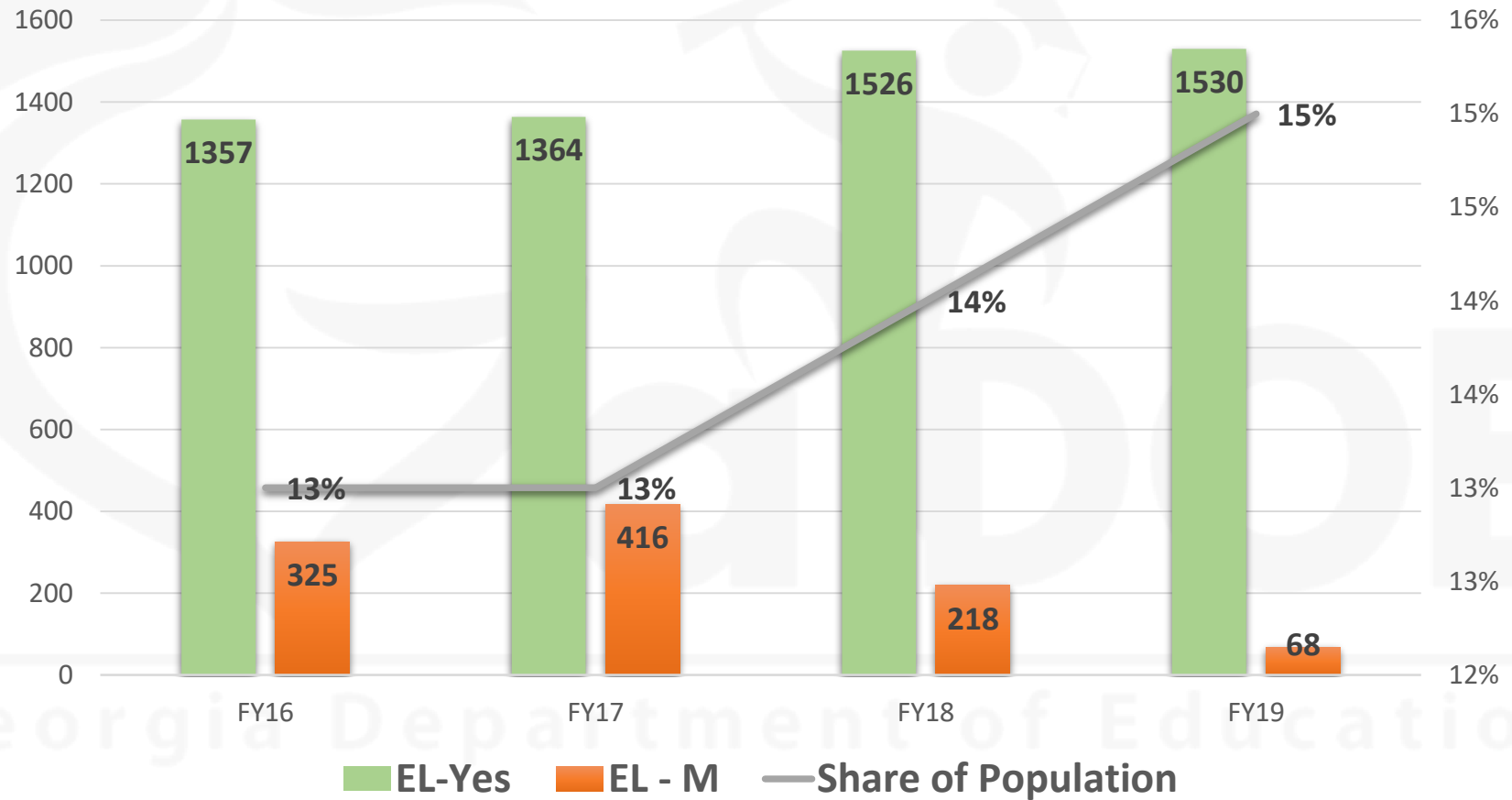
Richard Woods,
Georgia's School Superintendent
"Educating Georgia's Future"
ga DOE.org



Growing EL Population in GA



Colquitt's EL-Yes & EL-1/2 Population Growth



Under the **ESSA**, the state collects data on the...



Number & percentage of ELs who are making ELP **progress***



Number & percentage of ELs exiting ESOL Program*




Number & percentage of ELs meeting state academic standards for each of **4** years post-exit*



Number & percentage of ELs who have not attained English proficiency within **5** years of classification as an EL and first enrollment in the LEA

What's the big deal?

What's the difference between English Learners' **GROWTH** in English language proficiency (ELP) and their **PROGRESS** towards proficiency?





Richard Woods,
Georgia's School Superintendent
"Educating Georgia's Future"
adoe.org

Growth vs. Progress

Growth = an increase in size, number, value, or strength

Progress = movement or advancement through a series of events or points in time; development through time

EL Students' Progress towards *English Language Proficiency (ELP)* as defined in **CCRPI**



Richard Woods,
Georgia's School Superintendent
"Educating Georgia's Future"
ga.gov
ga DOE.org

Band	CCRPI ELP Progress Performance Bands
1	1.0-2.1
2	2.2-2.8
3	2.9-3.1
4	3.2-3.4
5	3.5-3.7
6	3.8-4.0
7	4.1-4.2
8	4.3+
9	NA

7 years to proficiency

GA'S ESSA Plan



ELP Progress Points in CCRPI



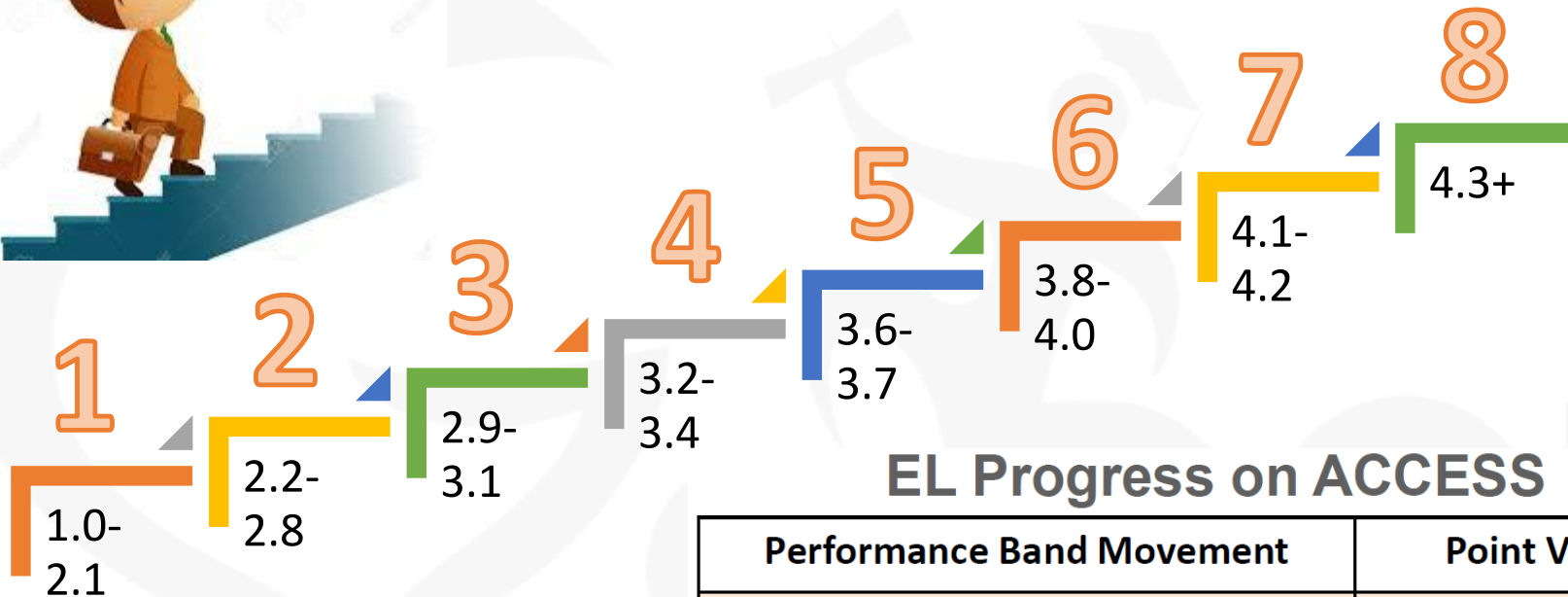
- Progress scores in English language arts, mathematics, and progress toward English language proficiency (EL students)
 - Utilize weights based on level of growth to incentivize moving all students to the next level
 - ★ ELA and mathematics will receive 90% of the weight, and progress toward English language proficiency will receive 10% of the weight

ELA and Mathematics SGPs

SGP Range	Point Value
1-29	0
30-40	.5
41-65	1
66-99	1.5

EL Progress toward Proficiency – ACCESS for ELLs		ELP Growth Level?
Performance Band Movement	Point Value	
No positive movement	0	1
Moved less than one band	.5	2
Moved one band	1	3
Moved more than one band	1.5	4

7 Years to Proficiency



EL Progress on ACCESS

Performance Band Movement	Point Value
No positive movement	0
Moved less than one band	.5
Moved one band	1
Moved more than one band	1.5

ELP Progress Example

ELA	SGPs 1-29	14%	x 0 =	0
	SGPs 30-40	12%	x .5 =	6
	SGPs 41-65	40%	x 1 =	40
	SGPs 66-99	34%	x 1.5 =	51
	ELA Progress Score =			<u>97</u>

Mathematics	SGPs 1-29	20%	x 0 =	0
	SGPs 30-40	18%	x .5 =	9
	SGPs 41-65	44%	x 1 =	44
	SGPs 66-99	18%	x 1.5 =	27
	Mathematics Progress Score =			<u>80</u>

Progress Toward ELP	No positive movement	10%	x 0 =	0
	Moved less than one band	22%	x .5 =	11
	Moved one band	50%	x 1 =	50
	Moved more than one band	18%	x 1.5 =	27
Progress Toward ELP Score =			<u>88</u>	

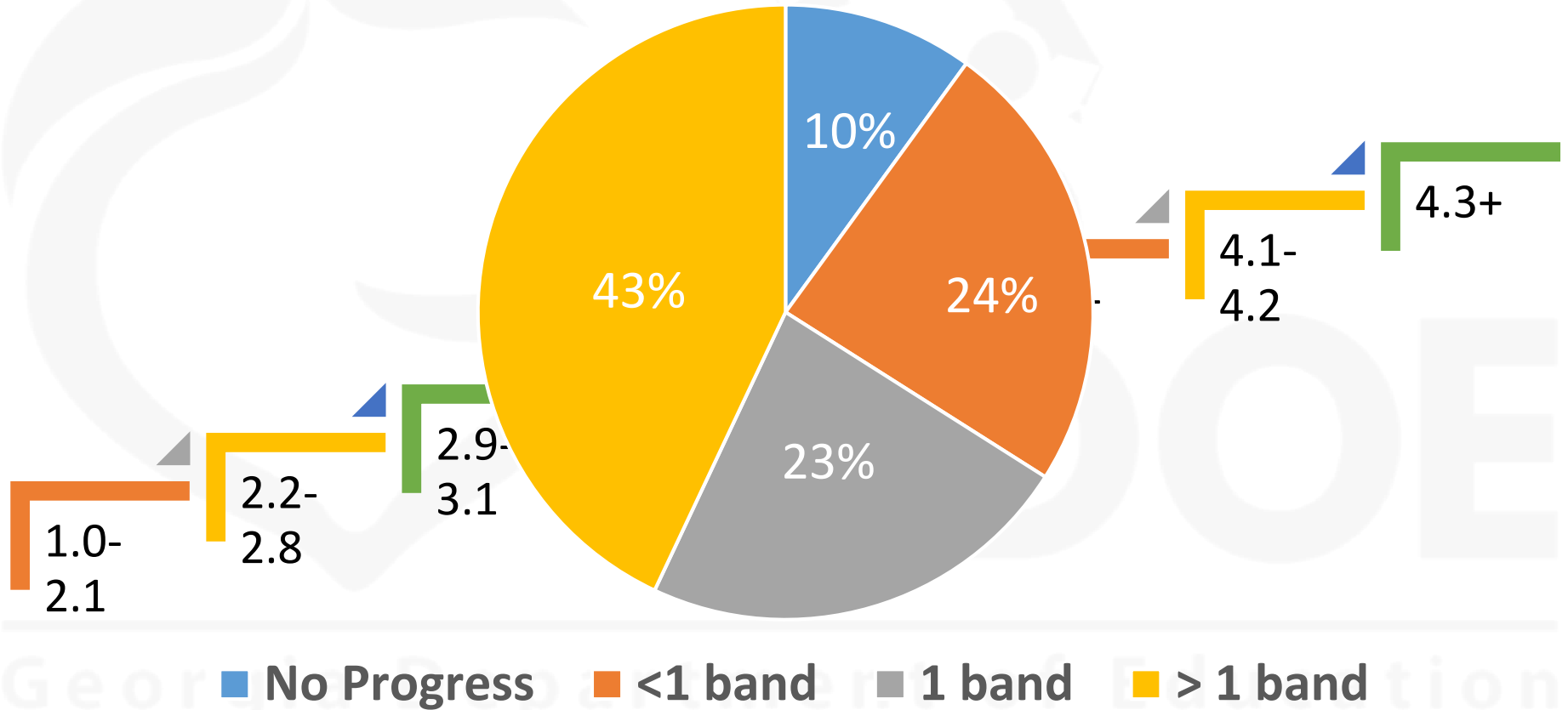
• Not total # of EL students.
 • Not %age of EL students either.
 • But rather, a score calculated using a point system assigned to types of movement on the ELP performance bands.

Progress = $97 \times (45\%) + 80 \times (45\%) + 88 \times (10\%) = 88.5$

Percent of EL Students at Cox Elementary School's contributing to ELP Progress Score (Rate) of 99 (9.9 points)



Richard Woods,
Georgia's School Superintendent
"Educating Georgia's Future"
ga DOE.org



How important are those ACCESS for ELs 2.0 Test Results?



Richard Woods,
Georgia's School Superintendent
"Educating Georgia's Future"
gadoe.org

Targets for EL Students' Progress toward ELP

- Targets are calculated for EL progress toward English language proficiency
- Targets are based on the Progress Toward ELP indicator calculated for the Progress component of CCRPI
- Each school/district received one EL progress toward ELP target per grade band
- ★ EL progress toward ELP targets are for informational and reporting purposes only; they are not used in Closing Gaps/CCRPI calculations

http://www.gadoe.org/Curriculum-Instruction-and-Assessment/Accountability/Documents/Webinars%20and%20Presentations_FY18/Redesigned%20CCRPI%20101%20RESA%20Summit%204.24.18.pdf

How ELP Targets Were Calculated

Target Calculation

$$\text{Improvement Target} = (100 - \text{baseline}_{2017}) * 0.03$$

- If the 2017 Progress Toward ELP **score** = 88.0
- Then the improvement target is
 $(100 - 88.0) \times .03 = 0.36$
- The improvement expected each year is 0.36



http://www.gadoe.org/Curriculum-Instruction-and-Assessment/Accountability/Documents/Webinars%20and%20Presentations_FY18/Redesigned%20CCRPI%20101%20RESA%20Submit%204.24.18.pdf

School	2017 score	Target Calc	3% Target	2018 score	2018 Flag	2019 Goal
A	92.40	NA	Maintain 90 or Above	89.20		90.00
B	35.60	$(100-35.6)*.03$	1.93	38.80		40.73
C	73.80	$(100-73.8)*.03$	0.79	74.10		74.89
D	59.30	$(100-59.3)*.03$	1.22	59.10		60.32
E	95.40	NA	Maintain 90 or Above	93.80		90.00

If ELP Progress Flags were generated....

Cox E.S. ELP Progress Targets

How important are those ACCESS for ELs 2.0 Test Results?



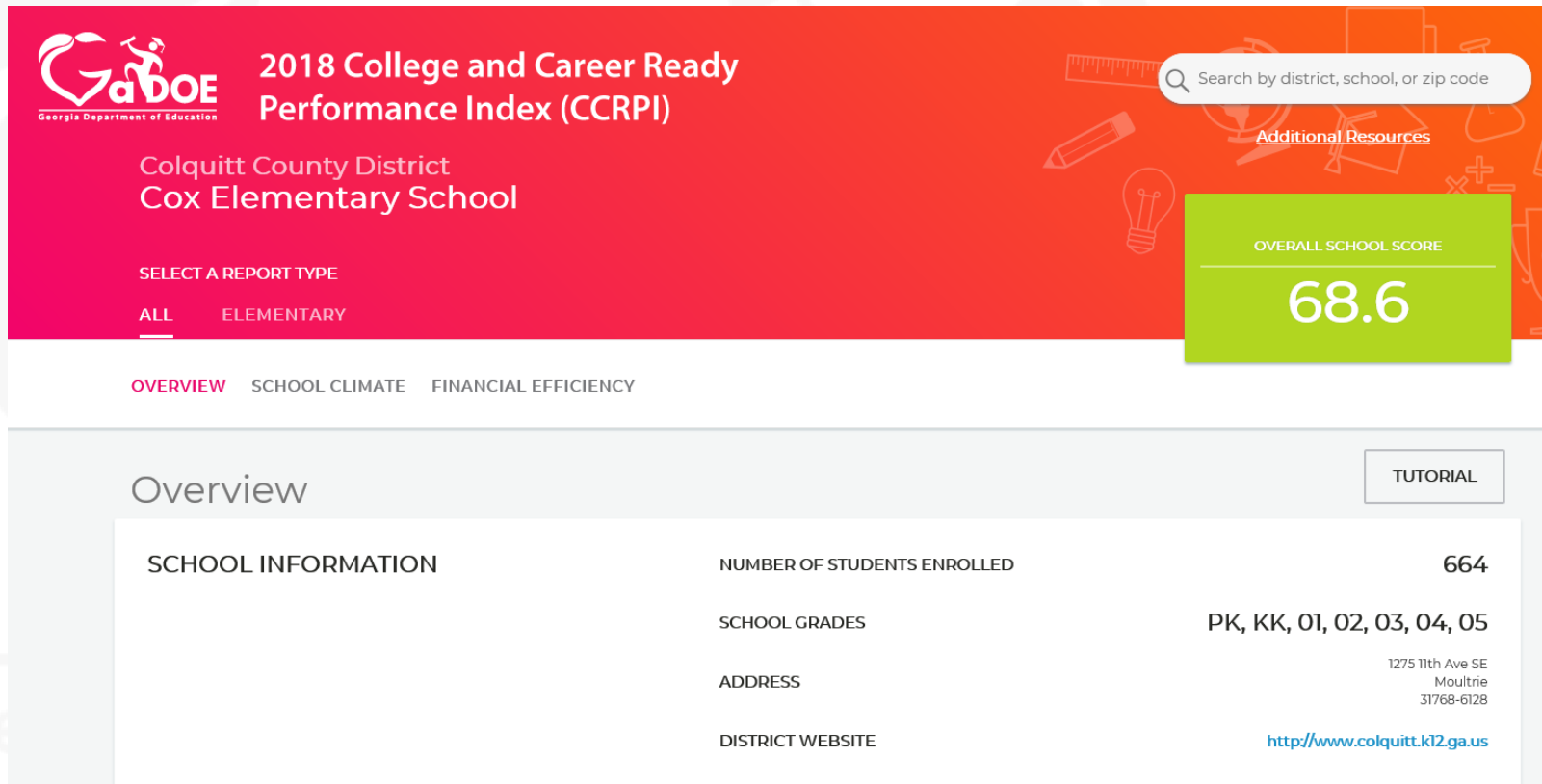
<http://www.gadoe.org/Curriculum-Instruction-and-Assessment/Accountability/Pages/default.aspx>

Targets

- CCRPI Improvement Targets and Closing Gaps
- CCRPI Achievement Improvement Targets 03.28.18
- CCRPI English Language Proficiency Improvement Targets 03.28.18
- CCRPI Graduation Rate Improvement Targets 03.28.18

Where can we see EL Data in our school's CCRPI report?

<http://ccrpi.gadoe.org/2018/Views/Shared/ Layout.html>



2018 College and Career Ready Performance Index (CCRPI)

Colquitt County District
Cox Elementary School

SEARCH BY DISTRICT, SCHOOL, OR ZIP CODE

ADDITIONAL RESOURCES

OVERALL SCHOOL SCORE
68.6

SELECT A REPORT TYPE
ALL ELEMENTARY

OVERVIEW SCHOOL CLIMATE FINANCIAL EFFICIENCY

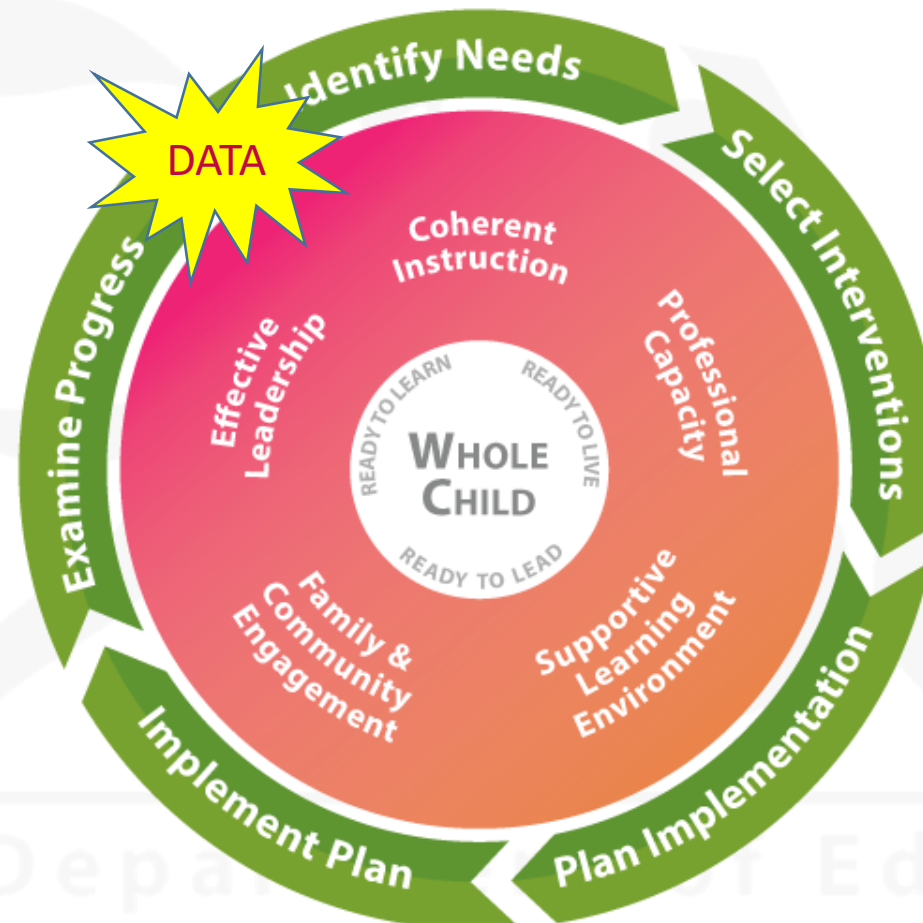
Overview TUTORIAL

SCHOOL INFORMATION	NUMBER OF STUDENTS ENROLLED	664
	SCHOOL GRADES	PK, KK, 01, 02, 03, 04, 05
	ADDRESS	1275 11th Ave SE Moultrie 31768-6128
	DISTRICT WEBSITE	http://www.colquitt.k12.ga.us

How we use EL Data in Georgia's Systems of Continuous Improvement



Richard Woods,
Georgia's School Superintendent
"Educating Georgia's Future"
ga DOE.org



Cox Elementary School

Grade 1

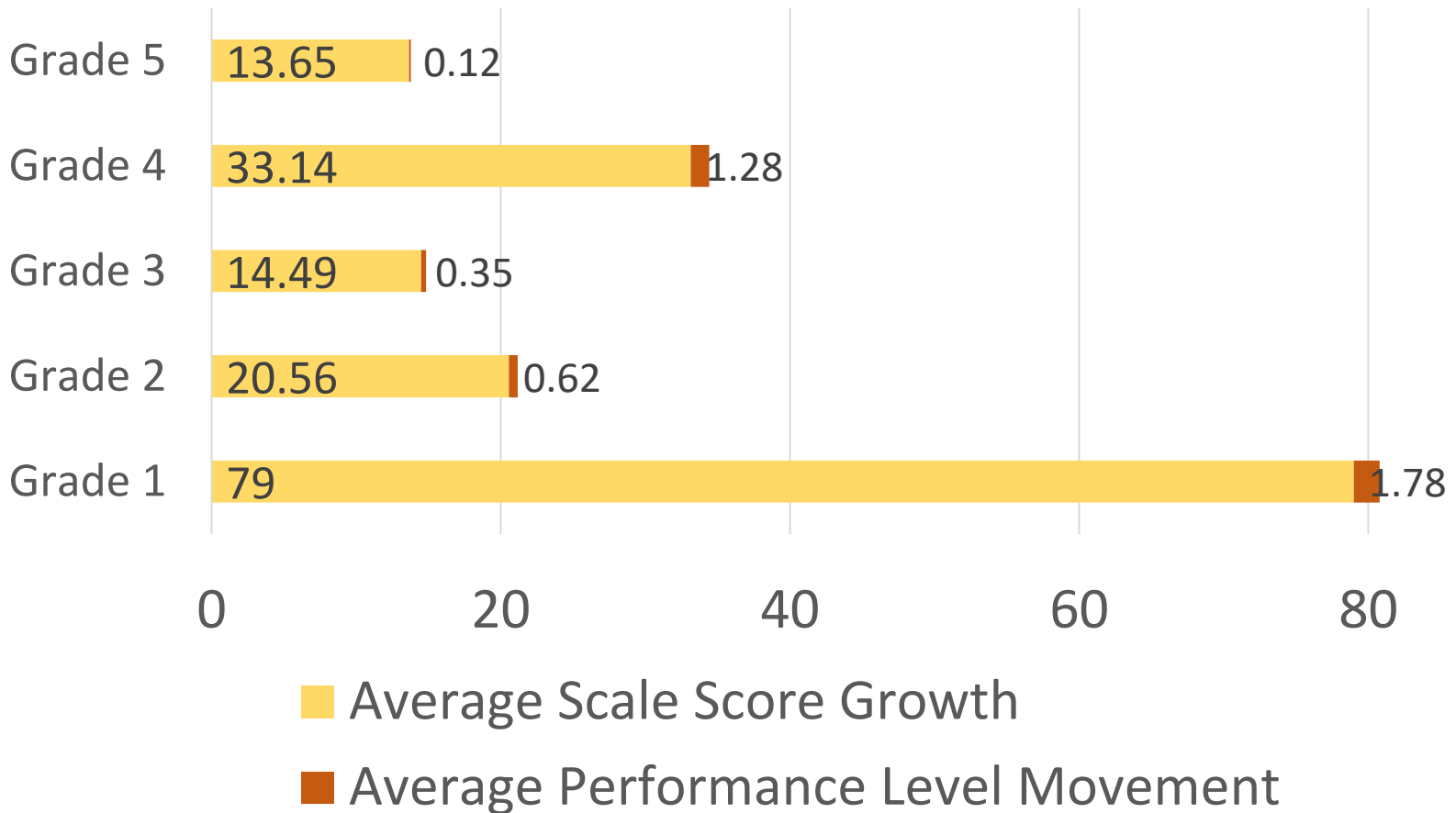
ACCESS 2018 Growth

Last Name, First Name	2018 Overall Scores		2017 Overall Scores		Scale Score Growth	Prof Level Growth	2018	2017	Movement	Movement Points
	Scale Score	Prof Level	Scale Score	Prof Level			Pro Band	Pro Band		
	293	3.4	243	2.4	50	1	4	2	2	1.5
	286	3.2	232	2	54	1.2	4	1	3	1.5
	297	3.5	180	1.6	117	1.9	5	1	4	1.5
	253	2.3	160	1.4	93	0.9	2	1	1	1
	300	3.6	251	2.6	49	1	5	2	3	1.5
	190	1.5	138	1.2	52	0.3	1	1	0	0.5
	257	2.4	122	1.1	135	1.3	2	1	1	1
	288	3.3	236	2.2	52	1.1	4	2	2	1.5
	263	2.6	257	2.8	6	-0.2	2	2	0	0.5
	306	3.7	223	1.9	83	1.8	5	1	4	1.5
	310	3.8	189	1.6	121	2.2	6	1	5	1.5
	252	2.3	175	1.5	77	0.8	2	1	1	1
	180	1.4					1			
	305	3.7	203	1.7	102	2	5	1	4	1.5
	256	2.4	198	1.7	58	0.7	2	1	1	1
	266	2.7	214	1.8	52	0.9	2	1	1	1
	301	3.6	263	3	38	0.6	5	3	2	1.5
	240	1.9	207	1.8	33	0.1	1	1	0	0.5
	295	3.5	236	2.2	59	1.3	5	2	3	1.5
	264	2.6	212	1.8	52	0.8	2	1	1	1
	282	3.1	188	1.6	94	1.5	3	1	2	1.5
	230	1.9	192	1.7	38	0.2	1	1	0	0.5
	268	2.8	147	1.3	121	1.5	2	1	1	1
	253	2.3	131	1.2	122	1.1	2	1	1	1
	231	1.9	115	1.1	116	0.8	1	1	0	0.5
	265	2.7	178	1.6	87	1.1	2	1	1	1
	285	3.2	237	2.2	48	1	4	2	2	1.5
	276	3	172	1.5	104	1.5	3	1	2	1.5
	274	3	252	2.3	22	0.7	3	2	1	1
	272	2.9	171	1.5	101	1.4	3	1	2	1.5
	297	3.5	176	1.5	121	2	5	1	4	1.5
	268	2.8	224	1.8	44	1	2	1	1	1
	282	3.1	198	1.7	84	1.4	3	1	2	1.5
	254	2.3	159	1.4	95	0.9	2	1	1	1
	275	3	137	1.2	138	1.8	3	1	2	1.5
	290	3.3	207	1.8	83	1.5	4	1	3	1.5
			150	1.3				1		
	271	2.9	166	1.5	105	1.4	3	1	2	1.5
	254	2.3	137	1.2	117	1.1	2	1	1	1
Average	269.18	2.83	191.47	1.73	79.00	1.12			1.78	
Sum	10229	107.4	7276	65.7	2923	41.6			66	



Richard Woods,
 Georgia's School Superintendent
 "Educating Georgia's Future"
gaDOE.org

Cox E. S ACCESS Growth & Progress Averages by Grade





Richard Woods,
Georgia's School Superintendent
"Educating Georgia's Future"
ga DOE.org



Georgia

Education



Richard Woods,
Georgia's School Superintendent
"Educating Georgia's Future"
ga DOE.org

Contact Information

Title III Part A	Title I Part A	LEA - Colquitt
<p>Dr. Meg Baker Program Manager mbaker@doe.k12.ga.us 678-794-3695</p> <p>Tammie Smith Regional Specialist – South tsmith@doe.k12.ga.us 678-794-3667</p>	<p>Dr. Kim Ezekiel Regional Program Specialist – SW Region 1 kezekiel@doe.k12.ga.us 678-340-8443</p>	<p>Keith Adams Title IIIA/ESOL Director keith.adams@colquitt.k12 .ga.us (229) 890-6200, Ext. 10082</p>

